

ROLLER

Gravity Roller Curve Conveyor
 (1.9 in. Dia. x 16 Ga. Unplated Rollers)
 (1.9 in. Dia. x 16 Ga. Galvanized Rollers)

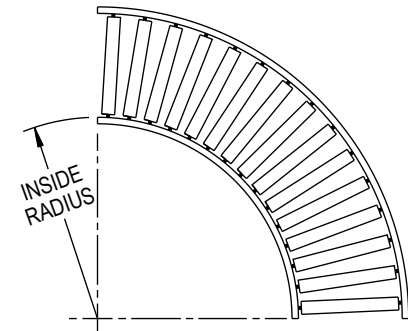
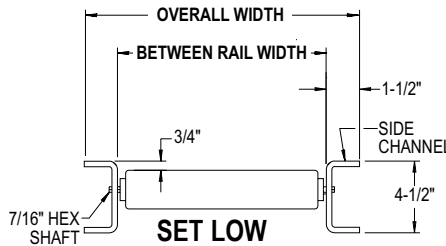
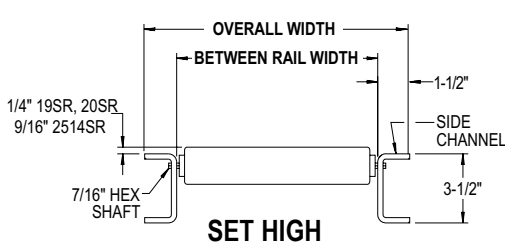


OAW	BR	Inside Radius	Rollers Per Curve 90°	Model No. 19SRC Unplated	Model No. 19GSRC Galvanized	Weight (Lbs) 90°
16"	13"	32 1/2"	22	19SRC-13-90S	19GSRC-13-90S	97
18"	15"		22	19SRC-15-90S	19GSRC-15-90S	105
20"	17"		22	19SRC-17-90S	19GSRC-17-90S	114
22"	19"		22	19SRC-19-90S	19GSRC-19-90S	122
24"	21"		22	19SRC-21-90S	19GSRC-21-90S	131
26"	23"		42	19SRC-23-90D	19GSRC-23-90D	161
28"	25"		42	19SRC-25-90D	19GSRC-25-90D	169
30"	27"		42	19SRC-27-90D	19GSRC-27-90D	177
34"	31"	48"	42	19SRC-31-90D	19GSRC-31-90D	211
36"	33"		42	19SRC-33-90D	19GSRC-33-90D	220
40"	37"		42	19SRC-37-90D	19GSRC-37-90D	238
42"	39"		42	19SRC-39-90D	19GSRC-39-90D	247

OAW	BR	Inside Radius	Rollers Per Curve 45°	Model No. 19SRC Unplated	Model No. 19GSRC Galvanized	Weight (Lbs) 45°
16"	13"	32 1/2"	11	19SRC-13-45S	19GSRC-13-45S	50
18"	15"		11	19SRC-15-45S	19GSRC-15-45S	53
20"	17"		11	19SRC-17-45S	19GSRC-17-45S	58
22"	19"		11	19SRC-19-45S	19GSRC-19-45S	63
24"	21"		11	19SRC-21-45S	19GSRC-21-45S	67
26"	23"		22	19SRC-23-45D	19GSRC-23-45D	82
28"	25"		22	19SRC-25-45D	19GSRC-25-45D	85
30"	27"		22	19SRC-27-45D	19GSRC-27-45D	89
34"	31"	48"	22	19SRC-31-45D	19GSRC-31-45D	108
36"	33"		22	19SRC-33-45D	19GSRC-33-45D	112
40"	37"		22	19SRC-37-45D	19GSRC-37-45D	120
42"	39"		22	19SRC-39-45D	19GSRC-39-45D	124

OAW	BR	Inside Radius	Rollers Per Curve 60°	Model No. 19SRC Unplated	Model No. 19GSRC Galvanized	Weight (Lbs) 60°
16"	13"	32 1/2"	14	19SRC-13-60S	19GSRC-13-60S	65
18"	15"		14	19SRC-15-60S	19GSRC-15-60S	70
20"	17"		14	19SRC-17-60S	19GSRC-17-60S	76
22"	19"		14	19SRC-19-60S	19GSRC-19-60S	81
24"	21"		14	19SRC-21-60S	19GSRC-21-60S	87
26"	23"		32	19SRC-23-60D	19GSRC-23-60D	107
28"	25"		32	19SRC-25-60D	19GSRC-25-60D	113
30"	27"		32	19SRC-27-60D	19GSRC-27-60D	118
34"	31"	48"	32	19SRC-31-60D	19GSRC-31-60D	141
36"	33"		32	19SRC-33-60D	19GSRC-33-60D	147
40"	37"		32	19SRC-37-60D	19GSRC-37-60D	159
42"	39"		32	19SRC-39-60D	19GSRC-39-60D	165

OAW	BR	Inside Radius	Rollers Per Curve 30°	Model No. 19SRC Unplated	Model No. 19GSRC Galvanized	Weight (Lbs) 30°
16"	13"	32 1/2"	7	19SRC-13-30S	19GSRC-13-30S	32
18"	15"		7	19SRC-15-30S	19GSRC-15-30S	35
20"	17"		7	19SRC-17-30S	19GSRC-17-30S	38
22"	19"		7	19SRC-19-30S	19GSRC-19-30S	40
24"	21"		7	19SRC-21-30S	19GSRC-21-30S	43
26"	23"		12	19SRC-23-30D	19GSRC-23-30D	53
28"	25"		12	19SRC-25-30D	19GSRC-25-30D	56
30"	27"		12	19SRC-27-30D	19GSRC-27-30D	58
34"	31"	48"	18	19SRC-31-30D	19GSRC-31-30D	70
36"	33"		18	19SRC-33-30D	19GSRC-33-30D	73
40"	37"		18	19SRC-37-30D	19GSRC-37-30D	79
42"	39"		18	19SRC-39-30D	19GSRC-39-30D	82



• STANDARD SPECIFICATIONS

WIDTHS—Between Rail Width: 13 in., 15 in., 17 in., 19 in., 21 in., 23 in., 25 in., 27 in., 31 in., 33 in., 37 in., and 39 in.

FRAME—3 1/2 in. or 4 1/2 in. deep x 1 1/2 in. flange x 10 ga. powder painted formed steel channel with bolt-in cross members.

BUTT COUPLINGS—Bolt-on type for bolting sections together.

CURVES— 30°, 45°, 60° and 90° with 32 1/2 in. inside radius for widths up to 27 in., 48 in. inside radius for 31 in. to 39 in. between rail widths.

ROLLERS—(Straight) "19SRC" 1.9 in. dia. x 16 ga. unplated or galvanized steel tubing. Bearings are labyrinth sealed and grease packed.

AXLES—7/16 in. hex shaft, spring loaded.

CAPACITY— Same per foot capacity as straight sections. See charts previous page.

ROLLER

Gravity Roller Curve Conveyor
(1.9 in. Dia. x 9 Ga. Unplated Rollers)

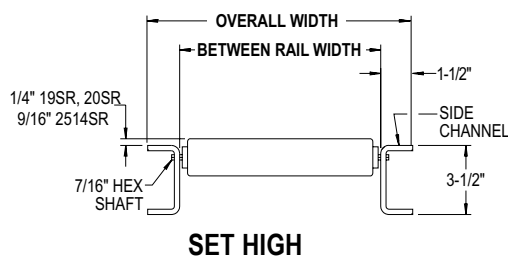


OAW	BR	Inside Radius	Rollers Per Curve 90°	Model No. 199SRC Unplated	Weight (Lbs) 90°
16"	13"	32 1/2"	22	199SRC-13-90S	128
18"	15"		22	199SRC-15-90S	144
20"	17"		22	199SRC-17-90S	161
22"	19"		22	199SRC-19-90S	176
24"	21"		22	199SRC-21-90S	193
26"	23"		42	199SRC-23-90D	228
28"	25"		42	199SRC-25-90D	243
30"	27"	42	199SRC-27-90D	259	
34"	31"	48"	42	199SRC-31-90D	307
36"	33"		42	199SRC-33-90D	323
40"	37"		42	199SRC-37-90D	356
42"	39"		42	199SRC-39-90D	373

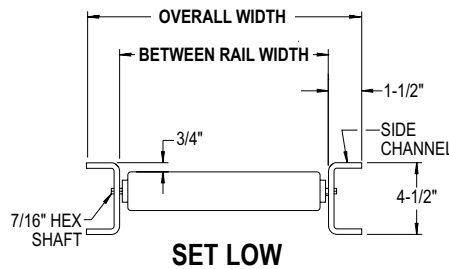
OAW	BR	Inside Radius	Rollers Per Curve 45°	Model No. 199SRC Unplated	Weight (Lbs) 45°
16"	13"	32 1/2"	11	199SRC-13-45S	66
18"	15"		11	199SRC-15-45S	73
20"	17"		11	199SRC-17-45S	82
22"	19"		11	199SRC-19-45S	90
24"	21"		11	199SRC-21-45S	98
26"	23"		22	199SRC-23-45D	117
28"	25"		22	199SRC-25-45D	124
30"	27"	22	199SRC-27-45D	132	
34"	31"	48"	22	199SRC-31-45D	159
36"	33"		22	199SRC-33-45D	166
40"	37"		22	199SRC-37-45D	182
42"	39"		22	199SRC-39-45D	190

OAW	BR	Inside Radius	Rollers Per Curve 60°	Model No. 199SRC Unplated	Weight (Lbs) 60°
16"	13"	32 1/2"	14	199SRC-13-60S	85
18"	15"		14	199SRC-15-60S	96
20"	17"		14	199SRC-17-60S	107
22"	19"		14	199SRC-19-60S	117
24"	21"		14	199SRC-21-60S	129
26"	23"		32	199SRC-23-60D	152
28"	25"		32	199SRC-25-60D	162
30"	27"	32	199SRC-27-60D	173	
34"	31"	48"	32	199SRC-31-60D	205
36"	33"		32	199SRC-33-60D	215
40"	37"		32	199SRC-37-60D	237
42"	39"		32	199SRC-39-60D	248

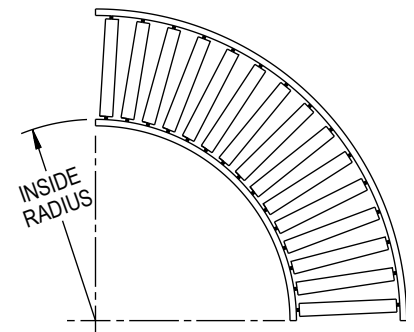
OAW	BR	Inside Radius	Rollers Per Curve 30°	Model No. 199SRC Unplated	Weight (Lbs) 30°
16"	13"	32 1/2"	7	199SRC-13-30S	42
18"	15"		7	199SRC-15-30S	48
20"	17"		7	199SRC-17-30S	53
22"	19"		7	199SRC-19-30S	58
24"	21"		7	199SRC-21-30S	64
26"	23"		12	199SRC-23-30D	75
28"	25"		12	199SRC-25-30D	80
30"	27"	12	199SRC-27-30D	86	
34"	31"	48"	18	199SRC-31-30D	101
36"	33"		18	199SRC-33-30D	107
40"	37"		18	199SRC-37-30D	118
42"	39"		18	199SRC-39-30D	123



SET HIGH



SET LOW



• STANDARD SPECIFICATIONS

WIDTHS—Between Rail Width: 13 in., 15 in., 17 in., 19 in., 21 in., 23 in., 25 in., 27 in., 31 in., 33 in., 37 in., and 39 in.

FRAME—3 1/2 in. or 4 1/2 in. deep x 1 1/2 in. flange x 10 ga. powder painted formed steel channel with bolt-in cross members.

BUTT COUPLINGS—Bolt-on type for bolting sections together.

CURVES—30°, 45°, 60° and 90° with 32 1/2 in. inside radius for widths up to 27 in., 48 in. inside radius for 31 in. to 39 in. between rail widths.

ROLLERS—(Straight) "199SRC" 1.9 in. dia. x 9 ga. unplated steel tubing. Bearings are labyrinth sealed and grease packed.

AXLES—7/16 in. hex shaft, spring loaded.

CAPACITY—Same per foot capacity as straight sections. See charts previous page.

ROLLER

Gravity Roller Curve Conveyor
(1.9 in. Dia. Tapered Galvanized Rollers)

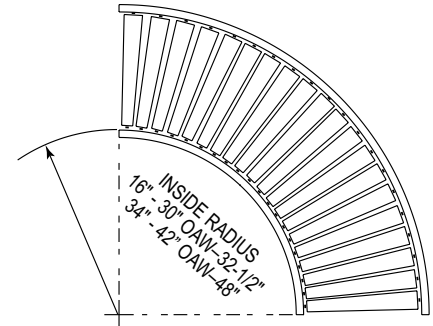
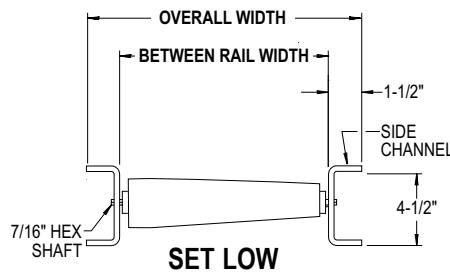
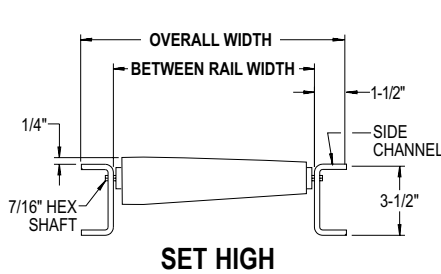


OAW	BR	Inside Radius	Rollers Per Curve 90°	Model No. 19GSRCT Galvanized	Model No. 19SRCT Unplated	Weight (Lbs) 90°
16"	13"	32 1/2"	20	19GSRCT-13-90	19SRCT-13-90	103
18"	15"		20	19GSRCT-15-90	19SRCT-15-90	112
20"	17"		20	19GSRCT-17-90	19SRCT-17-90	119
22"	19"		20	19GSRCT-19-90	19SRCT-19-90	133
24"	21"		20	19GSRCT-21-90	19SRCT-21-90	145
26"	23"		20	19GSRCT-23-90	19SRCT-23-90	152
28"	25"		20	19GSRCT-25-90	19SRCT-25-90	167
30"	27"		20	19GSRCT-27-90	19SRCT-27-90	173
34"	31"	48"	32	19GSRCT-31-90	19SRCT-31-90	305
36"	33"		32	19GSRCT-33-90	19SRCT-33-90	315
40"	37"		32	19GSRCT-37-90	19SRCT-37-90	345
42"	39"		32	19GSRCT-39-90	19SRCT-39-90	355

OAW	BR	Inside Radius	Rollers Per Curve 45°	Model No. 19GSRCT Galvanized	Model No. 19SRCT Unplated	Weight (Lbs) 45°
16"	13"	32 1/2"	10	19GSRCT-13-45	19SRCT-13-45	51
18"	15"		10	19GSRCT-15-45	19SRCT-15-45	55
20"	17"		10	19GSRCT-17-45	19SRCT-17-45	62
22"	19"		10	19GSRCT-19-45	19SRCT-19-45	68
24"	21"		10	19GSRCT-21-45	19SRCT-21-45	71
26"	23"		10	19GSRCT-23-45	19SRCT-23-45	76
28"	25"		10	19GSRCT-25-45	19SRCT-25-45	81
30"	27"		10	19GSRCT-27-45	19SRCT-27-45	86
34"	31"	48"	16	19GSRCT-31-45	19SRCT-31-45	148
36"	33"		16	19GSRCT-33-45	19SRCT-33-45	156
40"	37"		16	19GSRCT-37-45	19SRCT-37-45	172
42"	39"		16	19GSRCT-39-45	19SRCT-39-45	181

OAW	BR	Inside Radius	Rollers Per Curve 60°	Model No. 19GSRCT Galvanized	Model No. 19SRCT Unplated	Weight (Lbs) 60°
16"	13"	32 1/2"	14	19GSRCT-13-60	19SRCT-13-60	69
18"	15"		14	19GSRCT-15-60	19SRCT-15-60	75
20"	17"		14	19GSRCT-17-60	19SRCT-17-60	79
22"	19"		14	19GSRCT-19-60	19SRCT-19-60	89
24"	21"		14	19GSRCT-21-60	19SRCT-21-60	97
26"	23"		14	19GSRCT-23-60	19SRCT-23-60	101
28"	25"		14	19GSRCT-25-60	19SRCT-25-60	111
30"	27"		14	19GSRCT-27-60	19SRCT-27-60	115
34"	31"	48"	21	19GSRCT-31-60	19SRCT-31-60	203
36"	33"		21	19GSRCT-33-60	19SRCT-33-60	210
40"	37"		21	19GSRCT-37-60	19SRCT-37-60	230
42"	39"		21	19GSRCT-39-60	19SRCT-39-60	236

OAW	BR	Inside Radius	Rollers Per Curve 30°	Model No. 19GSRCT Galvanized	Model No. 19SRCT Unplated	Weight (Lbs) 30°
16"	13"	32 1/2"	7	19GSRCT-13-30	19SRCT-13-30	34
18"	15"		7	19GSRCT-15-30	19SRCT-15-30	37
20"	17"		7	19GSRCT-17-30	19SRCT-17-30	40
22"	19"		7	19GSRCT-19-30	19SRCT-19-30	44
24"	21"		7	19GSRCT-21-30	19SRCT-21-30	48
26"	23"		7	19GSRCT-23-30	19SRCT-23-30	51
28"	25"		7	19GSRCT-25-30	19SRCT-25-30	56
30"	27"		7	19GSRCT-27-30	19SRCT-27-30	58
34"	31"	48"	10	19GSRCT-31-30	19SRCT-31-30	102
36"	33"		10	19GSRCT-33-30	19SRCT-33-30	105
40"	37"		10	19GSRCT-37-30	19SRCT-37-30	115
42"	39"		10	19GSRCT-39-30	19SRCT-39-30	118



• STANDARD SPECIFICATIONS

WIDTHS—Between Rail Width: 13 in., 15 in., 17 in., 19 in., 21 in., 23 in., 25 in., 27 in., 31 in., 33 in., 37 in., and 39 in.

FRAME—3 1/2 in. or 4 1/2 in. deep x 1 1/2 in. flange x 10 ga. powder painted formed steel channel with bolt-in cross members.

BUTT COUPLINGS—Bolt-on type for bolting sections together.

CURVES—30°, 45°, 60° and 90° with 32 1/2 in. inside radius for widths up to 27 in., 48 in. inside radius for 31 in. to 39 in. between rail widths.

ROLLERS—(Tapered) "19-GSRCT" 2 1/2 in. dia. tapered to 1 1/16 in. dia. x 14 ga. galvanized steel tubing. Bearings are grease packed.

AXLES—7/16 in. hex shaft, spring loaded.

CAPACITY—Same per foot capacity as straight sections. See charts previous page.